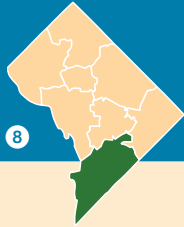




2012 School Performance Report

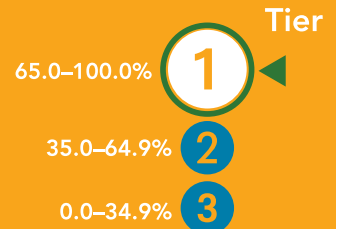
Thurgood Marshall Academy PCS

WARD 8



2427 Martin Luther King Jr. Avenue, SE
Washington, DC 20020

(202) 563-6862
www.thurgoodmarshallacademy.org



Total Score: **79.9%**

2011 Score: 80.2% **1**

School Profile

Board Chair:

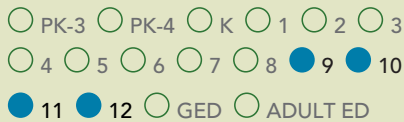
George Brown

Executive Director:

Alexandra Pardo

Total Enrollment: 390

2012–13 Grades:



2012–13 Application Deadline:

February 28, 2013

Percentage of Highly Qualified Teachers: 100.0%

Student-to-Teacher Ratio: 12 to 1

First School Year: 2001–02

School Mission:

Thurgood Marshall Academy Public Charter School’s mission is to prepare students to succeed in college and to actively engage in our democratic society. As the first and only law-related charter school in Washington, DC, our goal is to help students develop their own voice by teaching them the skills lawyers have—the ability to solve complex problems, think critically, and advocate persuasively for themselves and their communities.

Unique School Characteristics

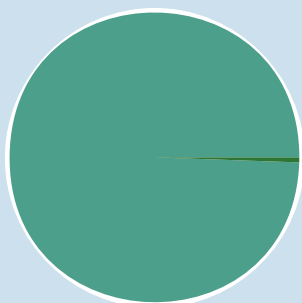
- DC’s only law-themed high school
- 100% college acceptance for all eight graduating classes
- Rigorous college preparatory curriculum
- Mentor and tutoring programs included as a wrap-around service

Tier Explanations

- High Performing
- Mid Performing
- Low Performing

For schools serving grades 3–8 and grade 10, the DC Public Charter School Board has implemented the Performance Management Framework to assess school-wide academic performance. Schools are rated by tiers: **Tier 1** schools meet standards of high performance; **Tier 2** schools fall short of high performance standards but meet minimum overall performance standards; and **Tier 3** schools fall significantly short of high performance standards, showing inadequate performance.

Student Demographics



African American	99.7%
Hispanic/Latino	0.0%
Caucasian	0.3%
Asian/Pacific Islander	0.0%
Native American/Indian	0.0%
Other	0.0%

English Language Learners: 0.0%

Low Income: 76.7%

Special Education: 6.9%

Transportation



Metro/Bus Service*
Anacostia Metro Station

*Please check www.wmata.com for updates.

Thurgood Marshall Academy PCS

2012 School Performance Report



Points Earned
Points Possible

Percent of
Possible
Points

Grades measured: 9–12

Student Progress (15 points): Test score improvement over time

Growth on DC-CAS Reading over time		$\frac{7.5}{7.5}$	100.0%
Growth on DC-CAS Mathematics over time		$\frac{7.5}{7.5}$	100.0%

Student Achievement (30 points): Meeting or exceeding standards

Reading 10th DC-CAS		$\frac{6.3}{10.0}$	62.7%
Proficient and Advanced			
Advanced only		$\frac{1.0}{2.5}$	39.6%
Mathematics 10th DC-CAS		$\frac{7.4}{10.0}$	73.8%
Proficient and Advanced			
Advanced only		$\frac{0.8}{2.5}$	30.8%
Advanced Placement and International Baccalaureate performance (12th)		$\frac{5.0}{5.0}$	100.0%

Gateway (30 points): Outcomes aligned to college and career readiness

Graduation rate		$\frac{3.6}{7.5}$	48.4%
PSAT performance (11th)		$\frac{5.9}{7.5}$	78.2%
SAT performance (12th)		$\frac{7.4}{7.5}$	98.8%
College acceptance rate		$\frac{7.5}{7.5}$	100.0%

Leading Indicators (25 points): Predictors of future student progress and achievement

Attendance		$\frac{8.9}{10.0}$	89.0%
Re-enrollment in this school		$\frac{8.4}{10.0}$	84.3%
9th grade credits (on track to graduate)		$\frac{2.8}{5.0}$	55.8%

TOTAL SCORE

TIER 1

$\frac{79.9}{100.0}$

79.9%

For a more detailed explanation of the indicators, see our user guide.